

Dentons Flashpoint

Daily Global Situation Report

November 2, 2020

Global Situation Update: November 2, 2020

KEY TAKEAWAYS

Europe expands lockdowns as the region becomes a global hotspot.

Economists forecast 2.3 percent contraction in 4Q in the euro zone.

The US election campaign enters final stretch.

Note: This report is based on sources and information deemed to be true and reliable, but Dentons makes no representations to same.

Global

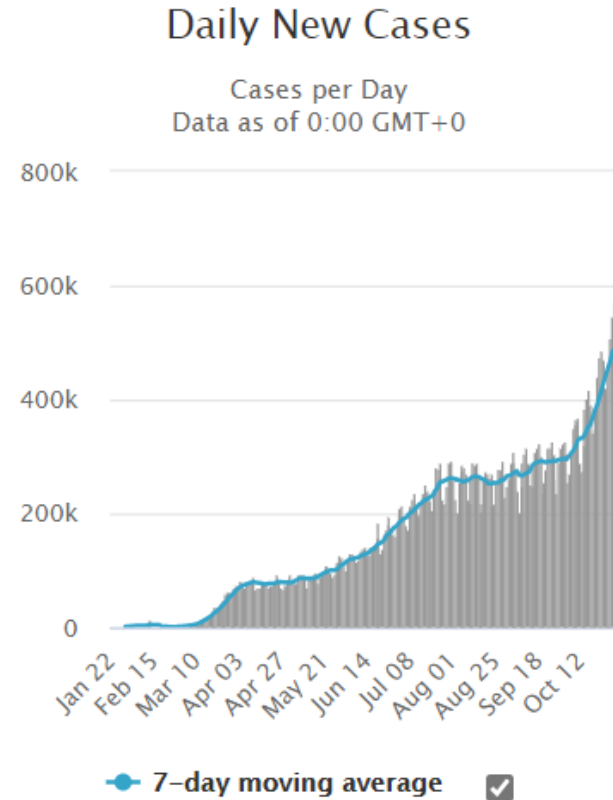
Overnight, confirmed coronavirus cases grew to 46,891,064 in 215 countries and territories, with 1,206,127 deaths.

- Daily new coronavirus cases continue to hover around a **half million a day**, with Europe registering **48 percent** of the global daily new cases. Europe has **24,849 hospitalizations** registered as critical, an indicator that the upward death toll trend will continue to climb.
- **WHO** director-general Tedros Adhanom Ghebreyesus has gone into self-isolation after being in contact with a person who tested positive.
- Russian drugmaker Pharmasynitez has asked the Kremlin for permission to produce a generic version of US firm Gilead Sciences's COVID-19 treatment remdesivir without a **patent**.

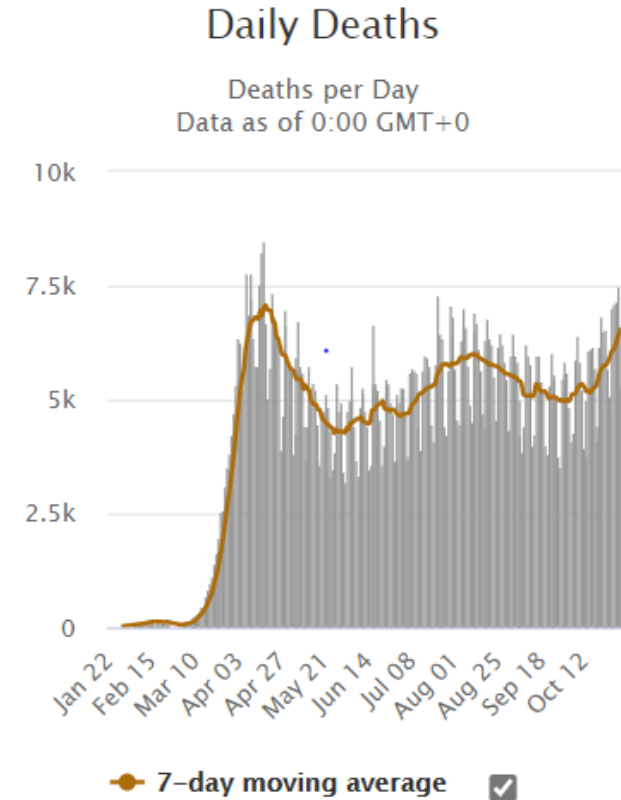
Note: This report is based on sources and information deemed to be true and reliable, but Dentons makes no representations to same.

Global

Over the past week, daily new cases of coronavirus continued to surge, surpassing 46 million, with a half million new cases a day. France has become the European hotspot. The daily death rate has passed August levels and is nearing April levels. European states have started to lockdown; infection and death rates will grow until these mitigation measures can begin to slow the spread.



Source: WorldoMeter



Note: This report is based on sources and information deemed to be true and reliable, but Dentons makes no representations to same.

Markets

Oil prices fell as new lockdowns across Europe stoked fears over demand.

- Most **European stock markets** started November on a brighter note, encouraged by data showing a rebound in manufacturing activity, although UK-focused businesses were sold off ahead of England going into a second coronavirus lockdown.
- The price of Bitcoin has surged about 90 percent in 2020 and traded as high as \$13,848 last week; the interest appears to be tied to bitcoin's potential as a hedge against inflation.
- In **Asia**, South Korean shares on Monday marked their sharpest daily gain in more than two months. Japan's Nikkei share average also jumped. China's blue-chip stocks started the month on a firm note on Monday, with consumer stocks leading gains, as a private survey showing strong factory activity in China underscored its swift economic recovery from the coronavirus crisis.

Note: This report is based on sources and information deemed to be true and reliable, but Dentons makes no representations to same.

Business

Tourism, transport, hospitality and retail groups face a grim winter as England faces a second lockdown.

- **US Airlines** are resorting to buy-one-get-one-free ticket offers to help travelers feel comfortable flying again and keep at least some cash coming in.
- **Stonepeak Infrastructure Partners** said it is buying **Astound Broadband**, the sixth largest U.S. cable-TV provider, for \$3.6 billion, in one of the biggest leveraged buyouts this year.
- UK **Primark** estimates that it will lose £375m in sales from the enforced closure of its clothing stores across Europe, including England's nationwide four-week lockdown.
- UK insurer **Hiscox** said it could face an extra \$30m-40m of claims for cancelled events if Covid-19 restrictions last into next year.
- Shopping mall operator **CBL & Associates Properties Inc** filed for Chapter 11 bankruptcy protection on Sunday, becoming the latest US mall operator seeking to restructure.

Note: This report is based on sources and information deemed to be true and reliable, but Dentons makes no representations to same.

Africa

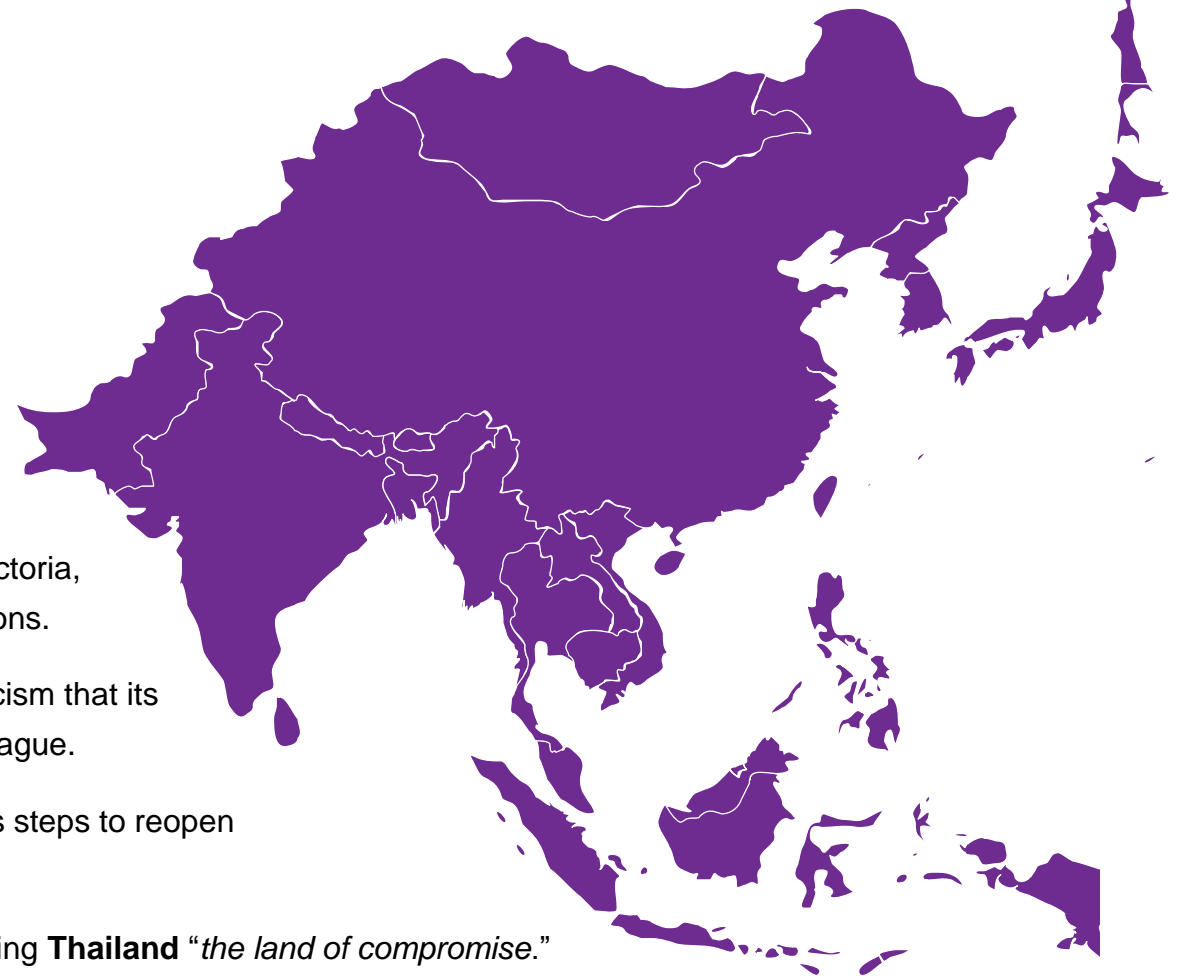
- **Algerians** voted Sunday on whether to approve a revised constitution that imposes term limits, promises new freedoms and is aimed at answering demands from pro-democracy protesters.
- **Tanzania's** two main opposition parties have demanded fresh elections, after denouncing Wednesday's presidential vote as fraudulent.
- Opposition leaders in **Ivory Coast** are demanding a "*civil transition*," following Saturday's presidential poll that their parties boycotted.



Note: This report is based on sources and information deemed to be true and reliable, but Dentons makes no representations to same.

Asia

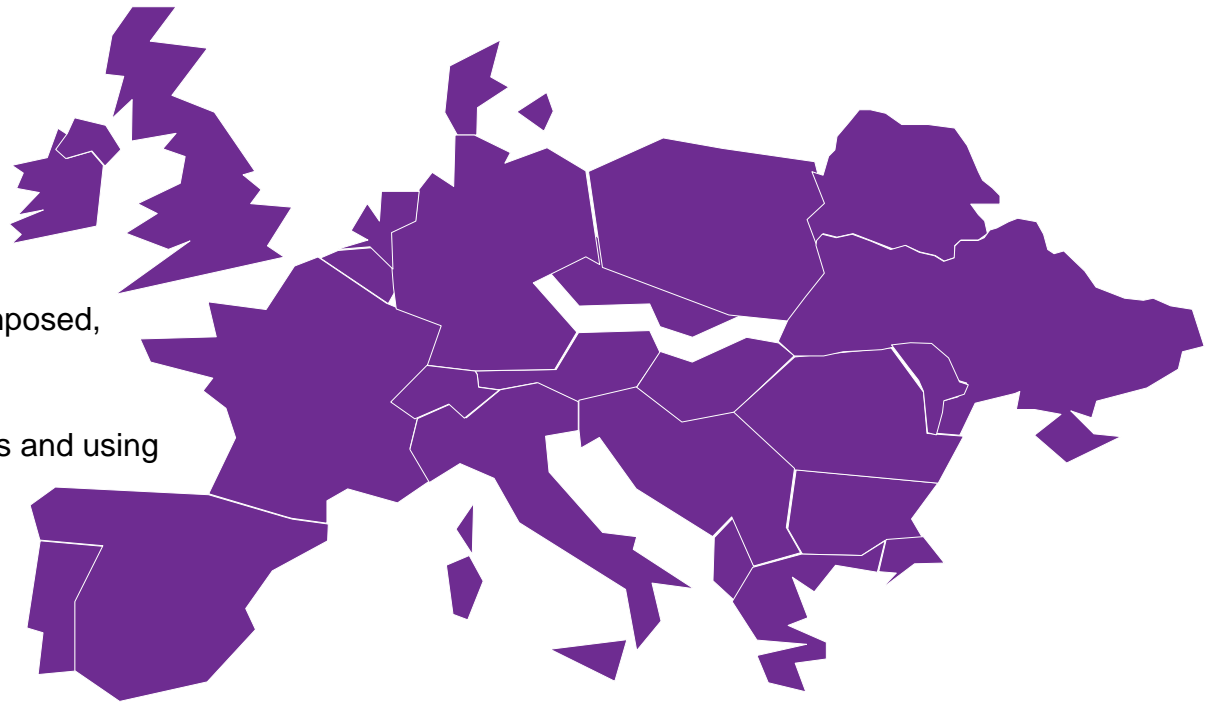
- The return to coronavirus lockdowns across **Europe** threatens to derail **Asia's** biggest exporters just as they return to growth, economists warn.
- **New Zealand** Prime Minister Ardern appointed most diverse cabinet in New Zealand history, naming a Maori as foreign minister.
- A court dismissed a challenge to a curfew imposed by the **Australian** state of Victoria, ruling it was neither illegal nor irrational and did not violate human rights regulations.
- **South Korea** has launched a new five-stage social distancing scheme after criticism that its system for determining rules that affect business and school closures were too vague.
- **Japan's** largest airport opened a COVID-19 testing facility on Monday as it takes steps to reopen international travel; Japan surpassed 100,000 COVID-19 infections.
- Thai King Maha Vajiralongkorn addressed ongoing protests for the first time, calling **Thailand** "*the land of compromise.*"
- Launching phase 3 clinical trials, **India's** Bharat Biotech is planning to launch its COVID-19 vaccine candidate in 2Q 2021 if it gets approval from Indian regulatory authorities. Indian government forces killed a top rebel commander in **Kashmir** during a gun battle Sunday in the disputed region's main city.
- Seven pro-democratic lawmakers were arrested in **Hong Kong** on Sunday on charges related to obstructing a legislative council meeting in May. A survey of **China's** private-sector manufacturers suggested that the country's economic recovery gathered pace in October.



Note: This report is based on sources and information deemed to be true and reliable, but Dentons makes no representations to same.

Europe

- **Eurozone** economic forecasts are being slashed as fresh lockdowns are imposed, with economists estimating a 2.3 percent contraction in 4Q.
- Tens of thousands of **Belarusians**, undeterred by police firing warning shots and using stun grenades, marched through Minsk on Sunday demanding veteran leader Alexander Lukashenko resign.
- **Moldovans** went to the polls in a presidential election on Sunday in which the pro-Russian incumbent Igor Dodon is bidding for a second term against former prime minister Maia Sandu, who wants to pull the country closer to the EU.
- **Armenian** Prime Minister Pashinyan formally asked **Russian** President Putin to begin consultations on security assistance as the conflict in **Nagorno-Karabakh** as fighting continued over the weekend.
- In just five weeks, **Europe** has doubled the number of COVID-19 confirmed infections, now reporting 11 million cases. With infections surging past 1 million, **UK** Prime Minister Johnson announced a nation-wide lockdown that will start on Thursday morning and last until Dec. 2. **France** continued to report the largest numbers of new cases, 46,290 on Sunday and 17,450 new hospitalizations over the past seven days. **Portugal's** government announced new lockdown restrictions from November. 4 for most of the country. **Italian** manufacturing activity rose in October for its sixth consecutive month, despite a resurgence in coronavirus infections casting a shadow over the country's economic outlook; Italy surpassed 700,000 confirmed cases on Sunday. **Turkish** President Erdogan's foreign policy adviser and interior minister have been infected with coronavirus, and former senior lawmaker Burhan Kuzu has died.



Note: This report is based on sources and information deemed to be true and reliable, but Dentons makes no representations to same.

Middle East

- The head of **Iran's** Medical Council, Mohammadreza Zafarhandi, doubted the accuracy of the official toll and warned that Iran had reached a “*catastrophic mortality rate*,” estimating that the number of deaths is three times higher than the reported 35,298 (with only 600,000 reported infections). In Tehran, the government has banned weddings, wakes and conferences, as well as closing beauty salons, teahouses, cinemas, libraries and fitness clubs.
- **Saudi Arabia** received the first foreign pilgrims in 7 months, traveling from **Pakistan and Indonesia**.
- **Pakistan** will give provisional provincial status to part of **Kashmir**, drawing condemnation from **India**, which has long objected to any such changes by Islamabad.



Note: This report is based on sources and information deemed to be true and reliable, but Dentons makes no representations to same.

Americas

- **Canadian** oil producers are pumping extra barrels to finish their hardest year in decades on a higher note, after Alberta's government lifted restrictions and as demand for heavy oil surged.
- **China** suspended imports an **Ecuadorian** seafood product manufacturer and warned a **Brazilian** port exporter that coronavirus was found on the packaging of the frozen products.
- **Peru** surpassed 900,000 virus infections.



Note: This report is based on sources and information deemed to be true and reliable, but Dentons makes no representations to same.

Americas: US



- **US elections** are dominating the news cycle as election day approaches. More than 93 million have already cast ballots as election campaign enters final stretch. Democratic challenger Joe Biden leads President Trump, 52 percent to 42 percent, among registered voters in national WSJ/NBC News poll. **Pennsylvania** is seen as the key swing state for the presidency and **Georgia** for the Senate. **Texas** Supreme Court denied a legal challenge to drive-through voting in Texas; a similar case is still pending in federal court.
- The US surpassed **9 million coronavirus cases**, with Florida surpassing 800,000. **Deaths topped 230,000**, with Massachusetts and Illinois both surpassing 10,000 deaths over the weekend.
- US special forces rescued an American citizen who had been kidnapped by armed men in **Nigeria**.

Note: This report is based on sources and information deemed to be true and reliable, but Dentons makes no representations to same.

Industry in Focus: Air Travel

By Anni Coonan

“Airlines for America, a trade group for US-based airlines, estimates that US airlines are losing \$200 million every day as a result of the pandemic.”

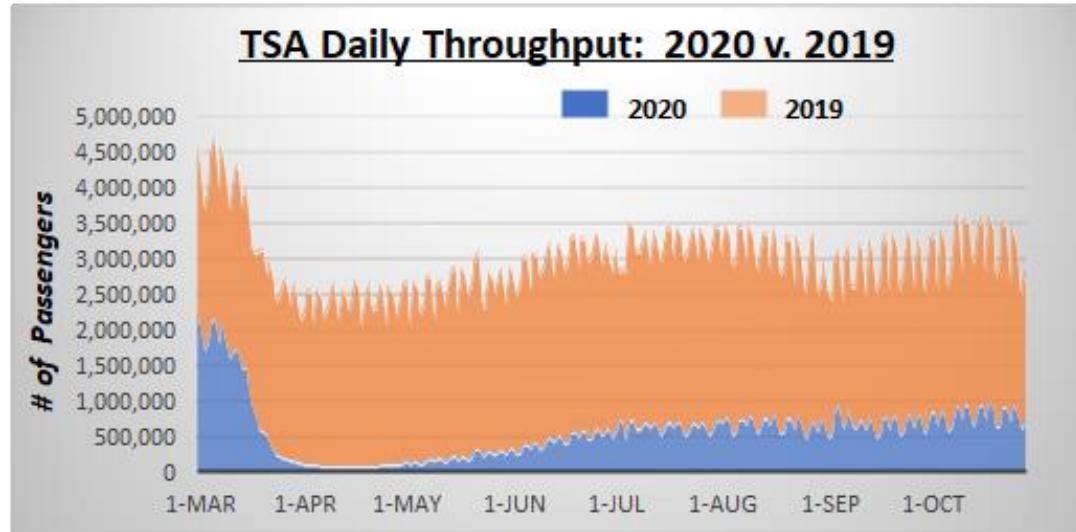
Perhaps no single industry has been as deeply impacted by the coronavirus pandemic as commercial air travel. Immediately affected by travel restrictions and border closures, airlines continue to suffer from uncertainty surrounding the pandemic, travel restrictions, and consumer anxiety. Just this month, the TSA reached 1 million passengers screened in a day for the first time since March, but daily travel still remains over 60 percent down from 2019. The impact is devastating the industry: Airlines for America, a trade group for US-based airlines, estimates that US airlines are losing \$200 million every day as a result of the pandemic. The depressed demand and loss of revenue has led to significant job losses: Labor Department figures show 100,000 fewer US airline jobs in October than in March, a decline of more than 20 percent. While tactics for mitigating transmission risk and reassuring anxious customers are evolving, the airline

industry faces a difficult season as COVID-19 cases surge throughout the US and the winter holiday season approaches.

Globally, airlines have instituted multiple new standards to prevent transmission and reassure travelers, including mask mandates onboard, blocking out middle seats, instituting increased cleaning, limiting meal services, checking temperatures and even offering COVID-19 rapid tests. However, some of these measures are either financially unfeasible - of the major airlines, only Southwest, Delta and Alaska are still blocking middle seats - or dubiously helpful. Rapid tests, which are becoming popular incentives for international travel, are imperfect solutions due to their high rate of false negatives and the fact that they, like all COVID-19 tests, may not detect the presence of the virus in the first few days after exposure. Nonetheless, airline representatives

Note: This report is based on sources and information deemed to be true and reliable, but Dentons makes no representations to same.

Industry in Focus: Air Travel



are attempting to lobby for replacing quarantine requirements for new arrivals with systems of rapid tests and contact tracing, arguing that lengthy quarantines simply deter travelers.

A proposed travel corridor between New York and London would rely on cutting down two-week quarantines, required for arrivals in both countries, in favor of universal pre-flight testing. CDC representatives are reportedly holding strong that rapid tests are not sufficient but may cut quarantine requirements down to five to seven days, if tests are available before the flight and after an incubation period and are

returned quickly. Nonetheless, travel bubbles like the US-UK one, originally touted as another potential savior of the airline industry, have not taken off. Intended as a way to reinstate air travel just between countries that had kept control of their coronavirus outbreaks, the bubbles were meant to drum up business for airlines as well as tourism. However, the concept has not been successful - largely because few countries have curbed their outbreaks enough to roll back travel restrictions and warnings. Even Asia-Pacific countries with extremely low levels of the virus have not seen travel bubble deals bring back the passenger numbers once hoped.

Earlier this month, multiple studies were published that seemed to paint a rosier picture of air travel. However, doctors and scientists have largely contradicted their findings. One such study, conducted jointly by the United Airlines, Boeing and the US Department of Defense, involved a mannequin spraying aerosols out of its mouth (both with a mask and without) and sensors at different points inside a plane in an attempt to gauge the potential for an infectious COVID-19 patient to spread the coronavirus. The study concluded that the risk of contracting the coronavirus via exposure to aerosols in close contact, largely thought to be the most likely route of transmission, "is minimal even during long duration flights," and only those in the same row as

Note: This report is based on sources and information deemed to be true and reliable, but Dentons makes no representations to same.

Industry in Focus: Air Travel

the infected person are seriously at risk. However, scientists point to multiple flaws in the study: for example, the study only involved one infected “person,” who faced forward and did not turn their head or get up to go to the bathroom, and the study was conducted on a Boeing 777 and 767, two wide-body jets rarely used for domestic flights. Similarly, a report published by the International Air Transport Association (IATA) studied articles in medical journals on flight-related transmission and found that only 44 confirmed cases have been linked to air travel. Scientists whose work was cited, however, caution that the number is misleadingly low - contact tracing is insufficient to definitively link cases to air travel, and they say there is simply not enough information available to determine whether flying is a low-risk behavior. In general, scientists warn that these studies, conducted by airlines and industry groups with a vested interest in assuaging anxieties around air travel, should be taken with a grain of salt.

Meanwhile, US air travel is facing another hurdle: the holidays. Americans looking forward to the Thanksgiving holidays, typically the busiest travel period of the year, are currently seeing record-setting case surges throughout the country - a case surge experts expect to get worse as the weather gets colder. Continuing case surges could lead to further troubles for airlines, such as heightened consumer anxiety about flying or even more stringent health recommendations

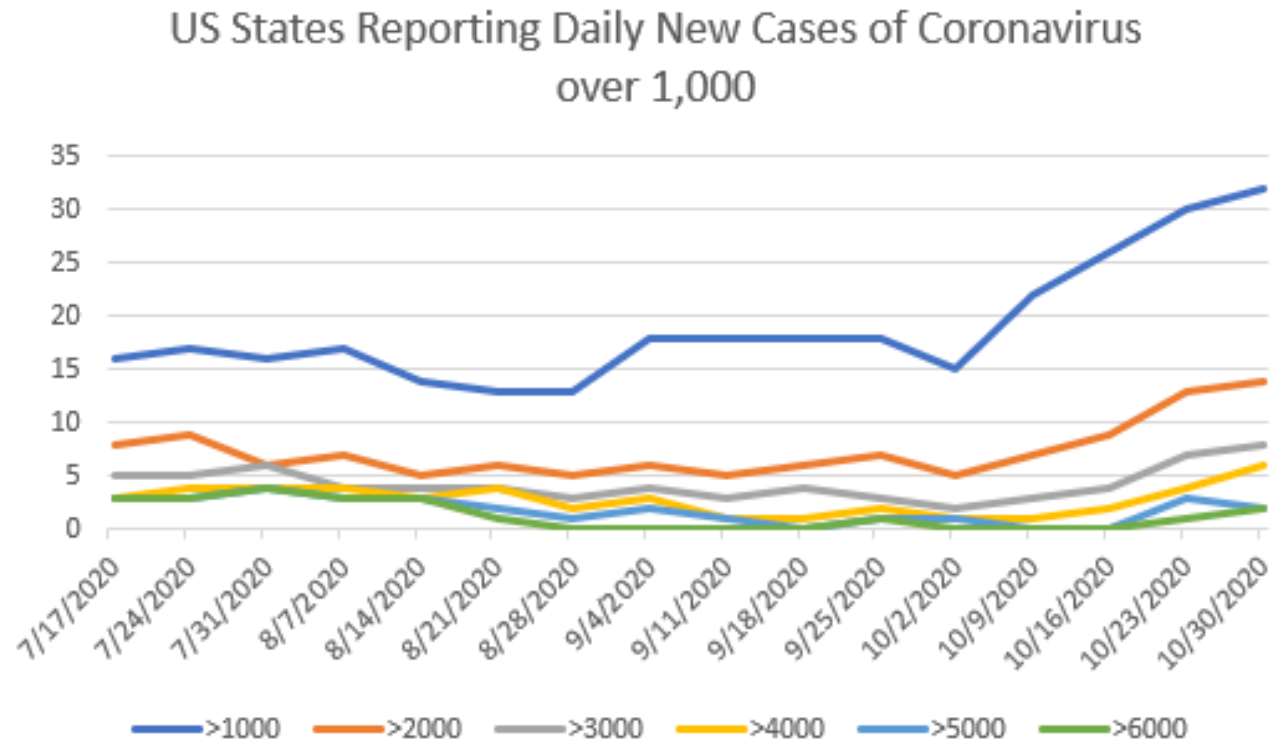
that will further cut into profit margins. Outcomes from Thanksgiving travel could be a test case for Christmas plans: if cases spike after travel and continue to surge, any December travel may be off the table for most Americans. At the same time, the airline sector -- along with most businesses in the US -- is waiting on government stimulus money to survive the pandemic. Airlines were among the major beneficiaries of prior stimulus packages, receiving crucial payroll support that forestalled major layoffs until the program expired on October 1. The week after its expiration, major airlines announced nearly 50,000 layoffs, and airlines warn more may come without increased demand or government aid. With further stimulus money heavily dependent on the outcome of the election, airlines may have to wait until January for new aid.

Faced with surging cases, unclear science, low profits and persistent anxiety surrounding air travel, the airline industry is facing down a lean few years. While measures such as requiring masks, decreasing density, and increasing cleaning are important, and do decrease the risk of transmission, industry experts are in agreement that air travel will not go back to normal until a vaccine is widely available. As United CEO Scott Kirby put it, the airline view is that “*demand is not coming back, people are not going to get back and travel like they did before until there is a vaccine.*”

Note: This report is based on sources and information deemed to be true and reliable, but Dentons makes no representations to same.

Country in Charts: US Third Wave

This past Friday, a record number of 32 states reported daily new cases of coronavirus over 1,000. The third wave is no longer a question, but a reality. Americans, tired of social distancing restrictions, have returned to high-risk behaviors, many out of the belief that the consequences of infection have been overblown citing the low fatality rate.



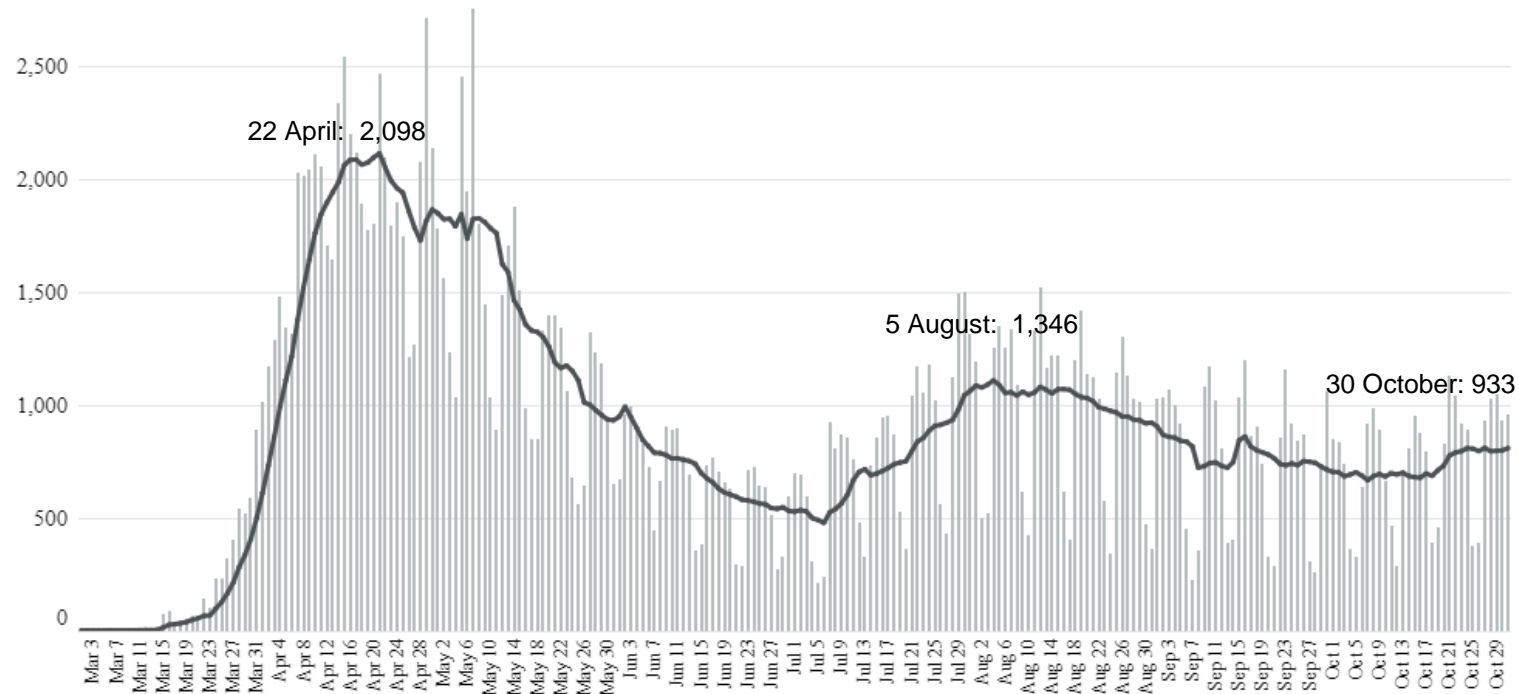
Data Source: Johns Hopkins University

Note: This report is based on sources and information deemed to be true and reliable, but Dentons makes no representations to same.

Country in Charts: US Third Wave

US DAILY DEATHS. 7-DAY AVERAGE LINE

Mar 1 Oct 31



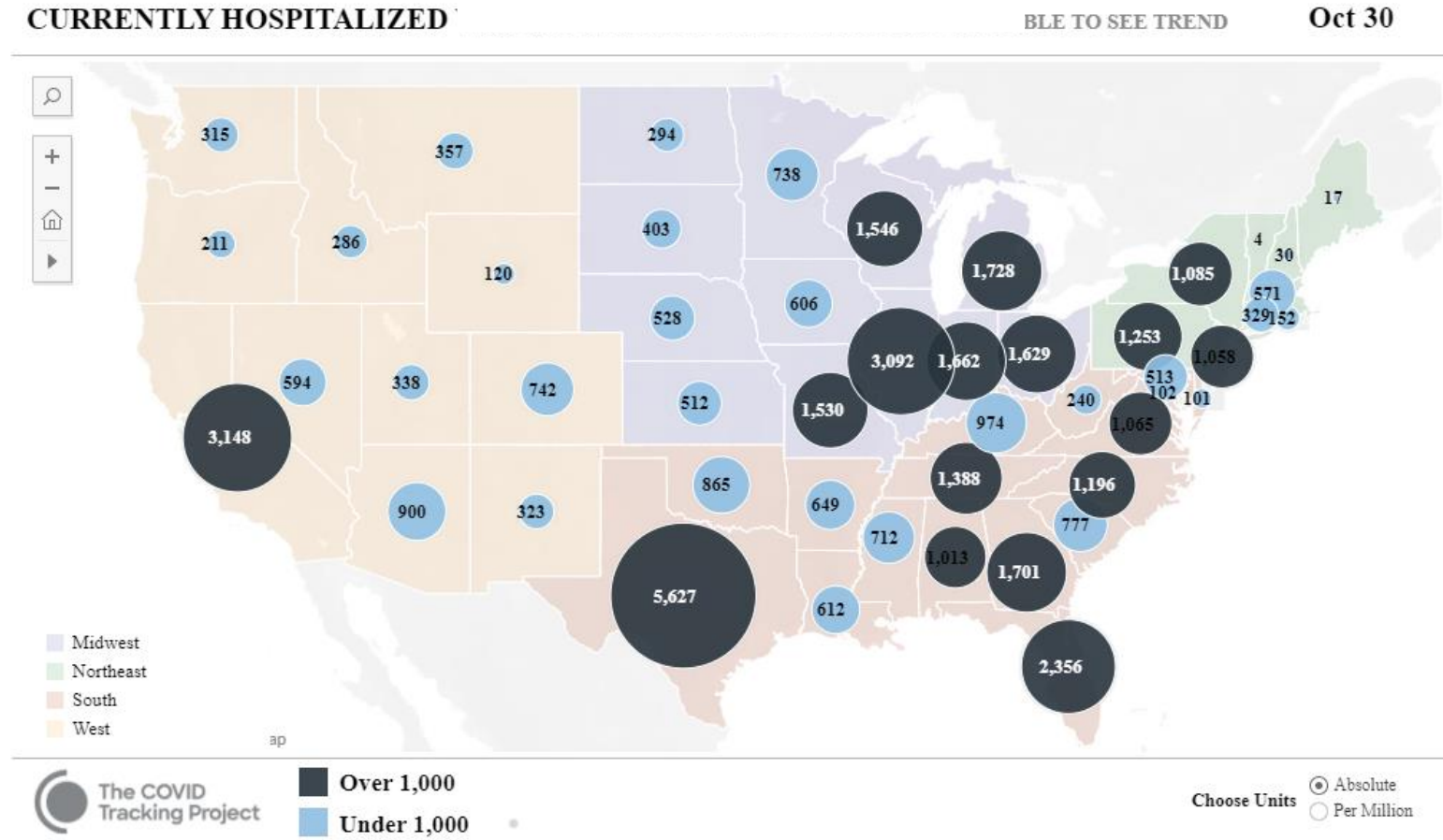
Source: The COVID Tracking Project at The Atlantic

Note: This report is based on sources and information deemed to be true and reliable, but Dentons makes no representations to same.



Country in Charts: US Third Wave

However, across the US, hospitalizations are increasing, reflecting the growing number of serious cases. The South and the Mid-West are seeing the most increases. Texas, California, Illinois and Florida in the lead.

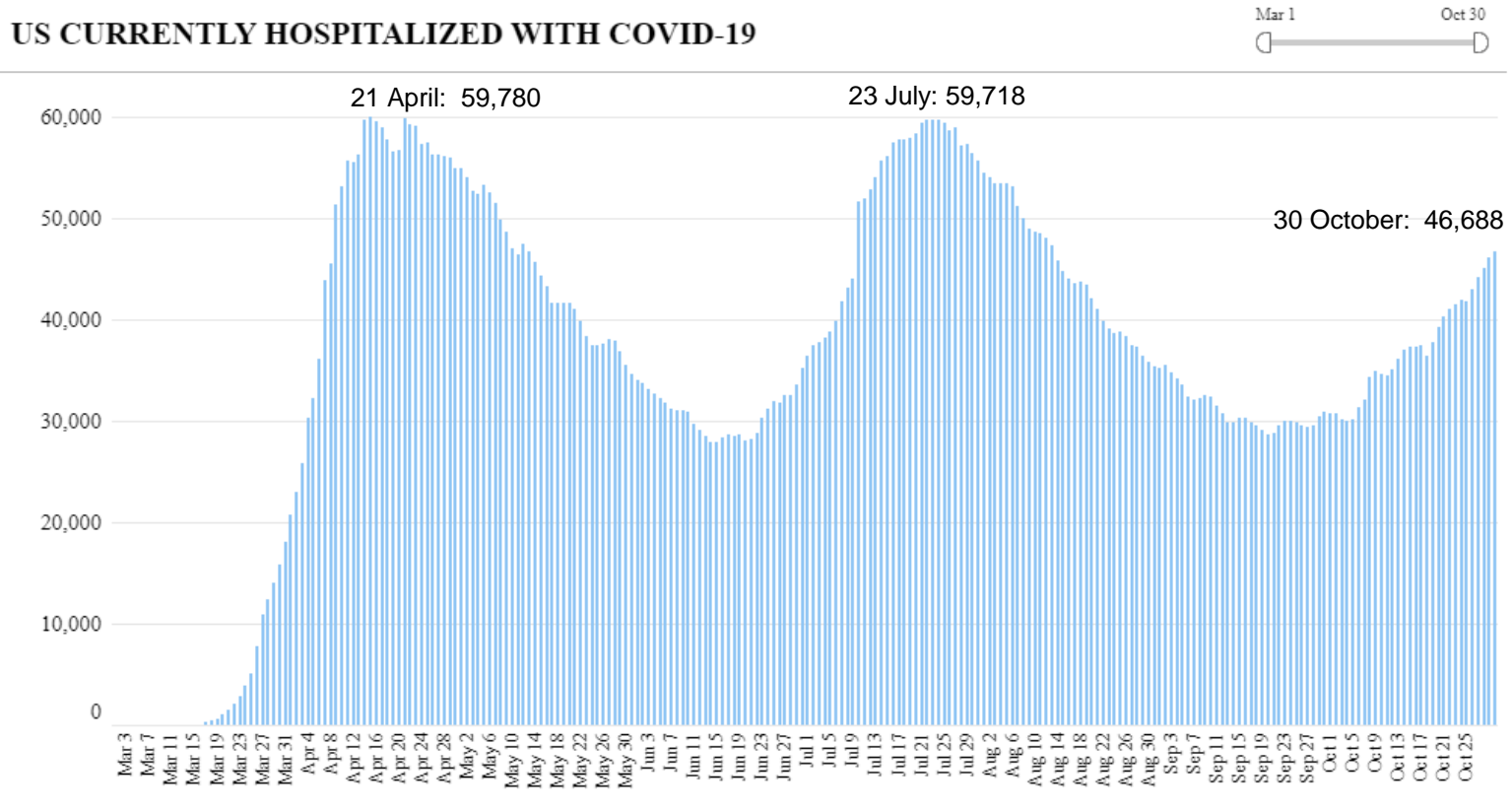


Source: The COVID Tracking Project at The Atlantic

Note: This report is based on sources and information deemed to be true and reliable, but Dentons makes no representations to same.

Country in Charts: US Third Wave

US CURRENTLY HOSPITALIZED WITH COVID-19



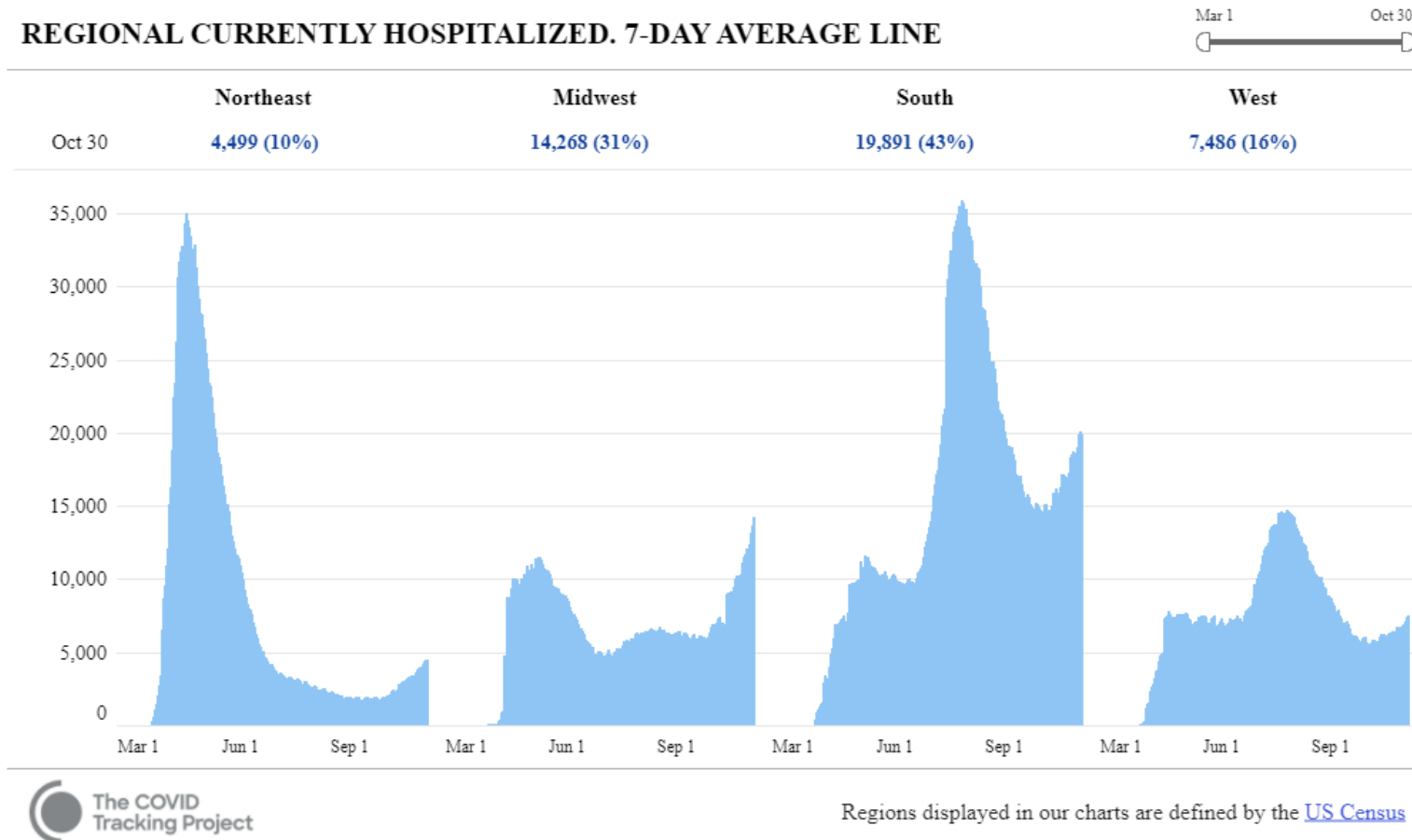
Note: Florida began reporting this figure on July 10.

Source: The COVID Tracking Project at The Atlantic

Note: This report is based on sources and information deemed to be true and reliable, but Dentons makes no representations to same.



Country in Charts: US Third Wave



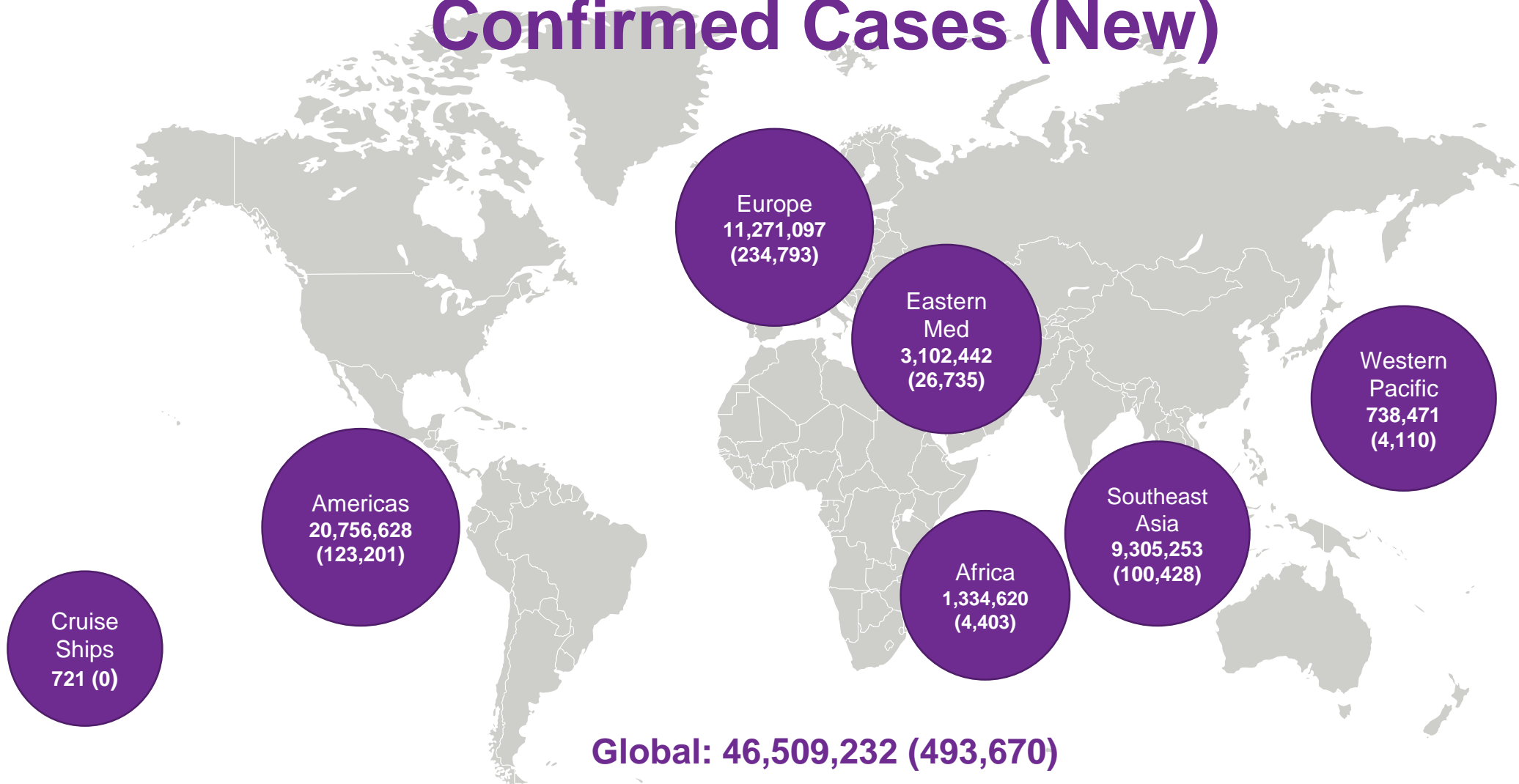
Source: The COVID Tracking Project at The Atlantic

Note: This report is based on sources and information deemed to be true and reliable, but Dentons makes no representations to same.

Coronavirus Condition Updates

As of 2100 hours US EDT on November 1

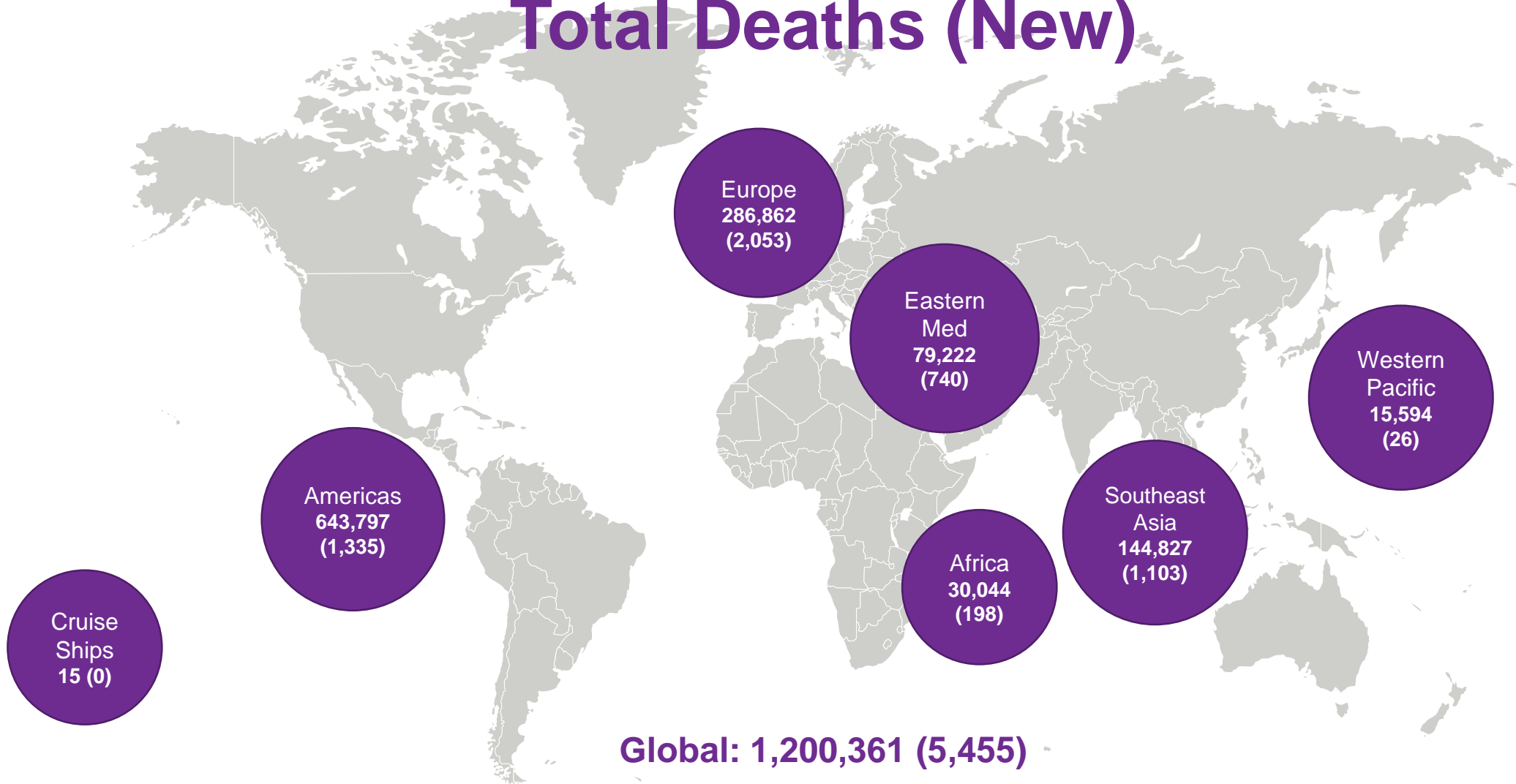
Confirmed Cases (New)



Reflects data as of 2100 hours the evening before the date of the situation report.
Data Source: Johns Hopkins University

Note: This report is based on sources and information deemed to be true and reliable, but Dentons makes no representations to same.

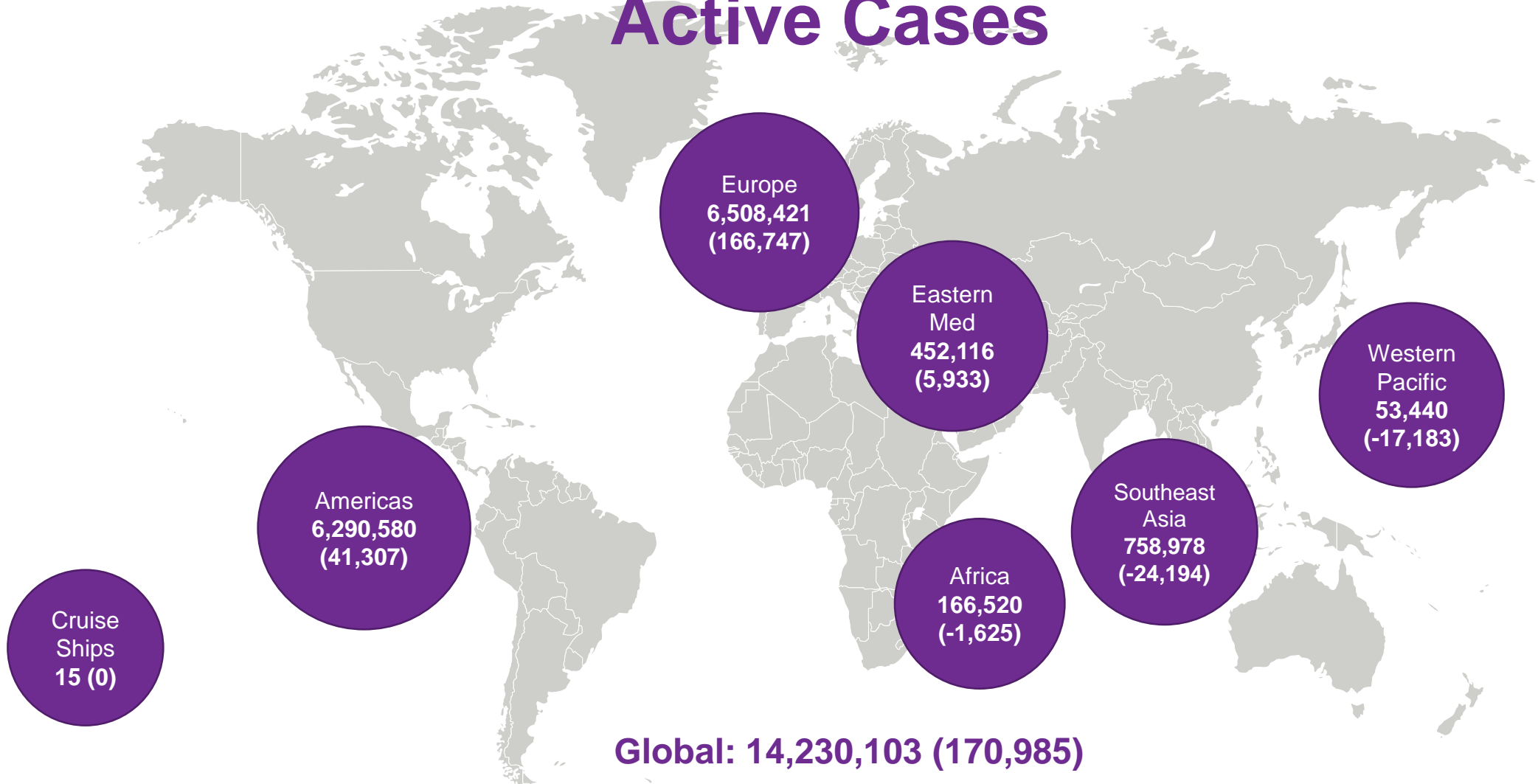
Total Deaths (New)



Reflects data as of 2100 hours the evening before the date of the situation report.
Data Source: Johns Hopkins University

Note: This report is based on sources and information deemed to be true and reliable, but Dentons makes no representations to same.

Active Cases



Reflects data as of 2100 hours the evening before the date of the situation report.
Data Source: Johns Hopkins University

Note: This report is based on sources and information deemed to be true and reliable, but Dentons makes no representations to same.

Country Risk Assessment

VERY HIGH RISK (>5,000 cases)

Country	Active Cases	Confirmed (New)	Deaths (New)	Cases / 1M Pop.	Deaths / 1M Pop	% Daily Change7-Day Av
US	5307492	9134214 (80956)	230061 (437)	28565	713	6.20%
France	1284557	1419326 (46290)	36725 (231)	21645	567	22.90%
Spain	999424	1185678 (0)	35878 (0)	27042	767	11.77%
UK	988365	1036811 (23260)	46789 (162)	15218	687	15.55%
India	561908	8229313 (92194)	122607 (966)	5944	89	3.88%
Belgium	403462	441018 (11789)	11737 (112)	36981	1002	27.21%
Italy	378129	709335 (29905)	38826 (208)	11738	642	25.88%
Russia	378003	1624648 (18381)	28026 (239)	11214	193	7.45%
Brazil	363293	5545705 (10100)	160074 (190)	26028	751	2.98%
Netherlands	352427	359861 (8683)	7434 (39)	20986	434	19.06%
Ukraine	231563	407573 (8243)	7515 (116)	9061	167	13.21%
Poland	227524	379902 (17171)	5783 (152)	10042	153	33.22%
Czechia	180797	341644 (6542)	3429 (178)	31882	320	24.45%
Germany	177974	552060 (20270)	10541 (58)	6490	127	20.72%

VERY HIGH RISK (>5,000 cases)

Country	Active Cases	Confirmed (New)	Deaths (New)	Cases/ 1M Pop.	Deaths/ 1M Pop	% Daily Change7-Day Av
Argentina	157077	1173533 (6609)	31140 (138)	25886	687	7.07%
Sweden	118417	124355 (0)	5938 (0)	12287	587	11.07%
Iran	98502	620491 (7719)	35298 (434)	7356	418	8.32%
Switzerland	86725	154251 (0)	2326 (29)	17779	268	32.80%
Bangladesh	77371	409252 (1568)	5941 (18)	2477	36	2.55%
Colombia	73600	1082767 (8958)	31796 (198)	21215	617	6.18%
Jordan	67260	75866 (3259)	866 (37)	7411	85	30.03%
Romania	63621	246663 (5324)	7067 (99)	12851	368	15.01%
Iraq	61540	475288 (2658)	10966 (56)	11729	271	4.96%
Portugal	60026	144341 (3062)	2544 (37)	14170	250	17.77%
Hungary	57302	79199 (3878)	1819 (69)	8205	188	25.19%
Indonesia	56899	412784 (2696)	13943 (74)	1504	51	5.59%
Honduras	54850	98212 (1324)	2675 (6)	9782	268	5.09%
Tunisia	54735	61115 (1302)	1348 (31)	5153	114	20.15%

Data Source: Johns Hopkins University

Note: This report is based on sources and information deemed to be true and reliable, but Dentons makes no representations to same.

Country Risk Assessment

VERY HIGH RISK (>5,000 cases)

Country	Active Cases	Confirmed (New)	Deaths (New)	Cases / 1M Pop.	Deaths / 1M Pop	% Daily Change 7-Day Av
South Africa	52082	726823 (1371)	19411 (135)	12203	326	1.51%
Mexico	50981	929392 (4430)	91895 (142)	7149	709	4.11%
Serbia	47577	48403 (1449)	826 (6)	5547	95	18.42%
Slovakia	46929	59946 (2282)	219 (0)	10978	40	26.86%
Peru	42830	902503 (2323)	34476 (65)	27318	1042	1.53%
Costa Rica	41867	109971 (0)	1385 (0)	21522	271	6.26%
Turkey	41661	377473 (2106)	10326 (74)	4460	122	4.15%
Ethiopia	41653	96583 (414)	1478 (9)	833	13	3.35%
Austria	39415	109881 (4956)	1130 (21)	12177	125	26.46%
Lebanon	39070	82617 (1389)	643 (6)	12123	94	13.59%
Nepal	37765	173567 (2824)	960 (23)	5922	33	8.92%
Ireland	36723	62002 (546)	1915 (2)	12510	386	7.86%
Puerto Rico	35926	66661 (533)	832 (10)	19682	246	6.24%
Armenia	35064	92254 (2441)	1363 (22)	31113	460	15.63%

VERY HIGH RISK (>5,000 cases)

Country	Active Cases	Confirmed (New)	Deaths (New)	Cases/ 1M Pop	Deaths/ 1M Pop	% Daily Change 7-Day Av
Morocco	34469	222544 (3460)	3762 (67)	6005	102	11.26%
Bulgaria	32241	54069 (1225)	1298 (19)	7802	187	29.92%
Canada	28651	239649 (2336)	10230 (43)	6257	269	8.67%
Philippines	27115	383113 (2384)	7238 (17)	3481	66	3.42%
Libya	25321	62045 (950)	871 (14)	8989	126	9.72%
Slovenia	22501	35649 (1342)	363 (25)	17147	175	35.62%
Bosnia	22063	51505 (1415)	1248 (14)	15732	381	20.60%
Bolivia	21254	141833 (76)	8731 (6)	12089	744	0.69%
Panama	19996	134336 (738)	2706 (6)	30971	624	3.82%
Dominican Republic	19794	127332 (314)	2249 (4)	11698	207	2.20%
Paraguay	18910	63731 (546)	1418 (14)	8899	198	6.49%
Moldova	18470	76582 (542)	1800 (15)	18999	447	6.63%
Myanmar	17958	53405 (699)	1258 (21)	979	23	16.16%
Kenya	17670	55877 (685)	1013 (32)	1032	19	11.02%

Data Source: Johns Hopkins University

Note: This report is based on sources and information deemed to be true and reliable, but Dentons makes no representations to same.

Country Risk Assessment

VERY HIGH RISK (>5,000 cases)

Country	Active Cases	Confirmed (New)	Deaths (New)	Cases / 1M Pop.	Deaths / 1M Pop	% Daily Change7-Day Av
Greece	17220	40929 (1678)	635 (9)	3933	61	24.79%
Algeria	15904	58272 (330)	1973 (9)	1321	45	3.65%
Croatia	15894	51495 (2179)	562 (16)	12570	137	29.35%
Georgia	15288	40727 (1791)	335 (28)	10216	84	30.19%
Pakistan	13242	335093 (1123)	6835 (12)	1502	31	1.94%
Denmark	11617	47299 (948)	723 (2)	8156	125	14.68%
Azerbaijan	11547	56444 (1175)	740 (10)	5550	73	11.49%
Belarus	11286	99459 (977)	985 (5)	10527	104	6.67%
Lithuania	10670	15719 (895)	166 (1)	5802	61	35.21%
N Macedonia	10342	32436 (864)	1004 (10)	15569	482	16.90%
Malaysia	10036	32505 (957)	249 (0)	1000	8	18.27%
Israel	9680	314943 (521)	2554 (15)	34242	278	1.59%
Chile	9451	511864 (1608)	14247 (40)	26699	743	1.91%
Albania	9438	21202 (327)	518 (9)	7370	180	9.65%
Oman	8788	115734 (1300)	1246 (38)	22475	242	2.42%

VERY HIGH RISK (>5,000 cases) ** Indicates moved up a risk category

Country	Active Cases	Confirmed (New)	Deaths (New)	Cases/ 1M Pop	Deaths/ 1M Pop	% Daily Change7-Day Av
Norway	8490	20635 (304)	282 (0)	3796	52	13.21%
Kuwait	8194	126534 (608)	782 (3)	29484	182	3.87%
Saudi Arabia	8000	347656 (374)	5420 (18)	9934	155	0.80%
Japan	7917	101943 (616)	1776 (7)	801	14	4.76%
Kyrgyzstan	7751	58878 (0)	1144 (0)	9061	175	5.31%
Ecuador	7462	169194 (1002)	12684 (14)	9541	715	4.47%
Luxembourg	6901	17134 (0)	152 (0)	29842	254	25.00%
West Bank & Gaza	6798	54060 (540)	489 (6)	10516	95	6.69%
Guatemala	6610	108104 (165)	3738 (9)	5997	207	3.07%
Sudan	6218	13819 (15)	837 (0)	313	19	0.56%
Sri Lanka	6134	11060 (397)	21 (1)	516	1	28.82%
Angola	5829	11035 (230)	286 (2)	332	9	14.99%
Afghanistan	5639	41501 (76)	1536 (0)	1058	39	1.61%
Guadeloupe	5237	7605 (0)	126 (0)	19006	315	3.63%
Uganda**	5075	12743 (248)	112 (1)	276	2	10.20%

Note: This report is based on sources and information deemed to be true and reliable, but Dentons makes no representations to same.

Country Risk Assessment

HIGH RISK (1,000-5,000 cases)

Country	Active Cases	Confirmed (New)	Deaths (New)	Cases / 1M Pop.	Deaths / 1M Pop	% Daily Change7-Day Av
Latvia	4656	6136 (242)	74 (3)	3266	39	23.76%
Finland	4633	16291 (178)	358 (0)	2939	65	8.86%
Kazakhstan	4521	112860 (442)	1825 (0)	5963	97	2.05%
Venezuela	4368	92325 (312)	801 (3)	3250	28	2.99%
Jamaica	4306	9131 (37)	208 (2)	3079	70	4.57%
Montenegro	4185	18714 (373)	313 (12)	29795	498	10.24%
Syria	3476	5789 (61)	292 (4)	328	17	6.58%
Martinique	3424	3552 (0)	30 (0)	9468	80	36.46%
El Salvador	3248	34015 (570)	979 (4)	5235	151	4.20%
Kosovo	3221	19328 (0)	678 (0)			10.68%
Nigeria	3028	62964 (111)	1146 (2)	303	6	1.54%
UAE	2903	133907 (1278)	496 (1)	13484	50	6.56%
CAR	2880	4866 (0)	62 (0)	1002	13	0.08%
Qatar	2704	132720 (164)	232 (0)	47268	83	1.17%

HIGH RISK (1,000-5,000 cases)

Country	Active Cases	Confirmed (New)	Deaths (New)	Cases/ 1M Pop.	Deaths/ 1M Pop	% Daily Change7-Day Av
Cyprus	2655	4563 (197)	26 (0)	3770	21	22.31%
Bahrain	2605	81923 (278)	321 (0)	47607	187	2.04%
Mozambique	2456	12988 (119)	93 (1)	412	3	7.71%
French Polynesia	2391	7262 (0)	29 (0)	25801	103	19.32%
Bahamas	2148	6714 (0)	144 (0)	17019	365	4.53%
Uzbekistan	2120	67156 (224)	570 (4)	1995	17	2.75%
Botswana	1942	6642 (0)	24 (0)	2806	10	10.83%
Egypt	1903	107736 (181)	6278 (12)	1046	61	1.11%
Guam	1883	4628 (0)	79 (0)			10.52%
South Korea	1869	26732 (97)	468 (2)	519	9	2.91%
Malta	1832	6182 (140)	64 (2)	13988	145	11.06%
Namibia	1817	12988 (53)	133 (0)	5081	52	2.53%
South Sudan	1577	2926 (21)	59 (1)	260	5	1.47%
Guinea	1533	12195 (123)	73 (1)	920	6	4.59%

Data Source: Johns Hopkins University

* Indicates moved down a risk category

Note: This report is based on sources and information deemed to be true and reliable, but Dentons makes no representations to same.

Country Risk Assessment

HIGH RISK (1,000-5,000 cases)

Country	Active Cases	Confirmed (New)	Deaths (New)	Cases / 1M Pop.	Deaths / 1M Pop	% Daily Change7-Day Av
Haiti	1396	9057 (0)	232 (0)	791	20	0.34%
Mayotte	1358	4366 (0)	44 (0)	15877	160	2.06%
Australia	1342	27601 (6)	907 (0)	1078	35	0.28%
Belize	1311	3577 (90)	59 (0)	8717	147	12.08%
Congo (Brazzaville)	1311	5290 (0)	92 (0)	951	17	0.70%
Andorra	1275	4825 (69)	75 (0)	62413	970	16.31%
Nicaragua	1133	5514 (0)	156 (0)	829	23	1.45%
Estonia	1088	4985 (80)	73 (0)	3757	55	11.51%

Data Source: Johns Hopkins University

Note: This report is based on sources and information deemed to be true and reliable, but Dentons makes no representations to same.

US Risk Assessment

VERY HIGH RISK (>5,000 cases)

State	Active Cases	Confirmed (New)	Deaths (New)	Cases / 1M Pop.	Deaths / 1M Pop	% Daily Change 7-Day Av
California	918207	935878 (3735)	17671 (12)	23710	447	3.13%
Florida	790623	807412 (4865)	16789 (28)	37593	782	3.56%
Illinois	413452	423527 (14879)	10075 (81)	33424	795	10.52%
New York	396369	509735 (2192)	33535 (24)	28079	1732	2.80%
Georgia	354001	361982 (1192)	7981 (2)	34093	752	3.06%
Arizona	200096	247473 (1527)	5979 (0)	34000	822	3.76%
New Jersey	186044	239629 (1743)	16354 (4)	27512	1856	4.66%
Missouri	185287	188325 (2333)	3038 (1)	31509	514	8.78%
Virginia	158693	182392 (1202)	3655 (1)	21369	428	5.27%
Texas	136308	936816 (4555)	18502 (37)	33140	642	4.78%
Maryland	133794	146145 (864)	4152 (5)	24173	687	4.01%
Alabama	110007	193985 (1700)	2973 (6)	39563	606	4.96%
Washington	105949	108315 (814)	2366 (0)	14652	311	4.99%
Colorado	99636	109887 (2560)	2288 (3)	19086	397	13.49%

VERY HIGH RISK (>5,000 cases)

State	Active Cases	Confirmed (New)	Deaths (New)	Cases/ 1M Pop.	Deaths/ 1M Pop	% Daily Change 7-Day Av
Nevada	97291	101477 (716)	1777 (4)	32946	578	5.69%
Kentucky	88685	108642 (1423)	1489 (4)	24317	333	10.77%
South Carolina	82621	178023 (1411)	3936 (1)	34576	764	4.13%
Kansas	79514	83198 (415)	1025 (0)	29729	353	8.87%
Michigan	68614	197406 (0)	7699 (0)	19767	771	11.04%
Connecticut	56791	71207 (0)	4616 (0)	19972	1295	7.24%
Indiana	55298	182108 (2750)	4364 (32)	27050	648	10.71%
Wisconsin	47585	228862 (3493)	2047 (16)	39307	352	13.41%
Pennsylvania	47513	214416 (1625)	8803 (3)	16755	695	7.32%
Ohio	43438	219000 (3303)	5303 (2)	18738	459	9.54%
North Carolina	40698	276692 (2057)	4383 (5)	26382	418	6.00%
Oregon	38868	45429 (508)	691 (2)	10771	164	7.33%
Iowa	35719	130974 (2464)	1733 (17)	41551	549	11.25%
Idaho	34591	65088 (480)	630 (1)	36422	353	8.82%

Data Source: Johns Hopkins University

Note: This report is based on sources and information deemed to be true and reliable, but Dentons makes no representations to same.

US Risk Assessment

VERY HIGH RISK (>5,000 cases)

State	Active Cases	Confirmed (New)	Deaths (New)	Cases / 1M Pop.	Deaths / 1M Pop	% Daily Change 7-Day Av
Utah	30597	116510 (1854)	614 (10)	36342	192	9.98%
Rhode Island	28910	32874 (0)	1201 (0)	31032	1134	8.38%
Nebraska	26765	71666 (934)	654 (2)	37048	338	10.98%
Tennessee	24898	261426 (754)	3353 (0)	38281	491	5.29%
New Mexico	24636	47232 (742)	1026 (8)	22525	489	11.37%
Massachusetts	22640	159707 (1131)	10013 (22)	23171	1453	5.72%
Minnesota	18480	150672 (2200)	2529 (18)	26717	448	11.20%
Mississippi	15767	120500 (340)	3348 (14)	40489	1125	4.49%
Oklahoma	15684	124111 (1349)	1345 (8)	31365	340	5.94%
South Dakota	13138	47324 (1332)	437 (12)	53494	494	17.16%
Montana	11721	33495 (694)	376 (1)	31340	352	16.76%
Delaware	11125	25126 (175)	710 (2)	25803	729	4.64%
Arkansas	11032	113057 (867)	1958 (33)	37463	649	6.14%
Alaska	9518	16705 (350)	83 (1)	21355	113	22.13%

VERY HIGH RISK (>5,000 cases)

State	Active Cases	Confirmed (New)	Deaths (New)	Cases/ 1M Pop.	Deaths/ 1M Pop	% Daily Change 7-Day Av
Louisiana	8781	183341 (1071)	5926 (7)	39438	1275	1.91%
North Dakota	8370	45043 (1127)	531 (7)	59107	697	16.26%
West Virginia**	5412	24883 (423)	460 (1)	13884	255	11.96%

HIGH RISK (1,000-5,000 cases)

State	Active Cases	Confirmed (New)	Deaths (New)	Cases/ 1M Pop.	Deaths/ 1M Pop	% Daily Change 7-Day Av
Wyoming	4960	13723 (425)	87 (0)	23711	150	19.54%
District of Columbia	3374	17369 (103)	646 (0)	24611	915	3.47%
Hawaii	3159	15154 (83)	219 (0)	10703	155	3.18%
New Hampshire	1352	11214 (130)	483 (0)	8247	355	7.90%
Maine**	1010	6711 (49)	147 (0)	4995	109	7.63%

Data Source: Johns Hopkins University

** Indicates moved up a risk category

Note: This report is based on sources and information deemed to be true and reliable, but Dentons makes no representations to same.

Contacts

This summary is based on reports sourced from among the 75 countries in which Dentons currently serves clients as well as from firms in other locations, some of which will formally join Dentons later in 2020. We are pleased to share this complimentary summary and contemporaneous assessment, with the caveat that developments are changing rapidly. This is not legal advice, and you should not act or refrain from acting based solely on its contents. We urge you to consult with counsel regarding your particular circumstances.

To read additional analysis, visit the [Dentons Flashpoint portal](#) for insights into geopolitics and governance; industry and markets; cyber and security; science, health and culture; and economic and regulatory issues.

Karl Hopkins

Partner and Global Chief Security Officer
Dentons
Washington, DC

D +1 202 408 9225
karl.hopkins@dentons.com

Melissa Mahle

Senior Analyst
Dentons
Washington, DC

D +1 202 408 6383
melissa.mahle@dentons.com